

深圳金亚太科技有限公司
Shenzhen Geniatech Co.,Ltd.

SPECIFICATION

MODEL:TPC1560K

APPROVED BY GENIATECH		
PREPARED BY 编写	CHECKED BY 审核	APPROVED BY 批准

Please return the original copy after approved by your company with seal and signature.
请在贵公司盖章并签字后寄回正本一份。

APPROVED BY CUSTOMER		
COMMENTS 确认意见	APPROVED BY 批准签字	COMPANY SEAL 盖章

Website: www.geniatech.com

Address: 18th Floor, GDC Building, No 9th, Gaoxin Middle 3rd Road, Nanshan, Shenzhen, China

CONTENT

1.GENERAL DESCRIPTION.....	1
2.PRODUCT PICTURES.....	1
3.FEATURES.....	3
4. Support FORMATS.....	4
5. PRECAUTIONS FOR USE	4

Revision History

VERSION	DATE	BOARD ID	PAGE	DESCRIPTION	AUTHOR
V1.0	2017/11/15				

1. GENERAL DESCRIPTION

TPC1560K is an Android Customized Tablet PC with below new features:


- (I) 15.6" color TFT LCD, 10points projected capacitive touch screen
- (II) Quad Core Cortex A17 @1.8GHz, Android 5.1 OS
- (III) 2GB RAM, 8GB eMMC flash, external expansion storage TF card (max. 32GB)
- (IV) Plastic frame, support wall mount and desktop
- (V) USB, SD, TF external storage, support program playback
- (VI) Built-in WiFi, LAN interface and Front 2.0mp camera
- (VII) Designed for retail, interactive communication

*1.TPC1560K can support 16G/32G EMMC (16G/32G Optional)


Note:The optional functions are marked with "*".

2.PRODUCT LAYOUT

Below pictures are for reference only, please prevail in kind.




2.1 BOARD INTERFACES VIEW



No.	Name	Description
1	DC IN	12V
2	SD	SD card *1(max. 32GB)
3	USB OTG	USB OTG2.0*1(support USB upgrade)
4	USB Host	USB Host 2.0*1
5	HDMI OUT	HDMI out*1
6	RJ45	Ethernet 10/100M
7	WIFI Jack	WIFI Jack*1
8	LVDS	For 21.5'' 32'' 55''(30Pin)
9	LVDS	For 15.6''(30Pin)
10	Backlight Jack	4Pin2.0mm
11	Speaker Jack	4Pin2.0mm
12	Mic Jack	2Pin2.0mm
13	Touch screen Jack	4Pin2.0mm
14	Debug Jack	4Pin2.0mm
15	IR Receiver	IR Receiver*1
16	RS232 Jack	4Pin2.0mm
17	Reset Button	Reset Button*1
18	Receiver Jack	2Pin2.0mm
19	Power Button	Power Button*1

2.2 BOARD FRONT VIEW

No.	Name	Description
1	DC IN	12V
2	SD	SD card *1(max. 32GB)
3	USB OTG	USB OTG2.0*1(support USB upgrade)
4	USB Host	USB Host 2.0*1
5	HDMI OUT	HDMI out*1
6	RJ45	Ethernet 10/100M
19	Power Button	Power Button*1



3.FEATURES

CHIPSET	Rockchip RK3288	
MARKET AREA	Global	
OSD LANGUAGE	English/Chinese(multi language OSD)	
Processor	OS	Android 5.1
	CPU	Quad Core A17r4 CPU @ 1.8GHz
	GPU	Mali T764MP
	DDR	2GB
	EMMC FLASH	8GB (16G/32G Optional)
Panel	Panel type	TFT LCD
	Interface	LVDS
	Resolution(Max)	1920*1080
	Voltage	3.3 V
Touch Screen	10 Point Capacitive	
NETWORK	Ethernet	RJ45, 10/100M
	WiFi	802.11b/g/n, optional 11 ac 2T2R
	Bluetooth	BT4.1 (Optional)
	3G	Not support
Display	Panel	15.6" LED
	Resolution	1920*1080
	Contrast	600:1
	Brightness	250 cd/m2
	Screen	16:9

Standby Power	<0.5W	
Interface	SD	SD card *1(max. 32GB)
	HDMI	HDMI out*1
	USB Host	USB Host 2.0*1
	USB OTG	USB OTG2.0*1
	DC IN	DC IN*1
Speakers	2*3W	
Camera	Front 2M pixels	
Monitor	382.0*252.0*27.8 mm	
Master Carton	472*322*102 mm 1pcs/carton	
Adapter	DC12V / 3A	
Accessory	Users manual*1,Adapter*1,bracket*1	
Customizable GUI	We provided GUI customization and we have a vast collection of Launcher created by our R&D team for you to choose from.	
Rich Applications	There are over 1 million applications in the market, and supports most famous applications like: Youtube, Facebook, and Twitter, etc..	

4.Support Formats

Media Remark	Codec	Remark
VIDEO	MPEG-1	up to MP:1080p@60fps (1920x1088)
	MPEG-2	up to MP : 1080p@60fps (1920x1088)
	MPEG-4	up to ASP level 5 : 1080p@60fps (1920x1088) GMC(global motion compensation)not supported
	H.263	576p@60fps(720x576)
	H.264	up to HP level 5.1 : 2160p@24fps (3840x2160) image cropping not supported
	AVS	1080p@60fps (1920x1088) 4:4:4 sampling not supported
	VC-1	up to AP level 3 : 1080p@30fps (1920x1088)
	VP8	1080p@60fps (1920x1088)
	MVC	1080p@60fps (1920x1088)
AUDIO	MP3/WMA/AAC etc.	
PHOTO	Jpeg, jpg	

5.Precautions for use

- 1.Relative humidity: ≤80% .
- 2.Storage temperature:-10 ~ 60 °C
- 3.Operation temperature:0~ +40 °C
- 4.Do not squeeze ,distort or disassemble the PC.

- 5.Keep the PC away from static electricity .
- 6.Keep the PC away from water and other liquid.
- 7.Clean the PC with soft and clean dry cloth when it's dirty.
- 8.Don't use long connect wires which may affect performance and image quality.